



**BIOTEK - Chetan Meditech Pvt. Ltd.**

Opp. V. S. Hospital, Ellisbridge, Ahmedabad-380 006. Gujarat, INDIA.

Phone: +91 79 26578092 Fax: +91 79 26577639

Email: info@biotekortho.com URL: biotekortho.com


An ISO 13485 : 2016 Company

All Implants specified in the catalogue are CE certified



Influent Designs- 093741 59337

Distributed by:



THIS MATERIAL DOES NOT CONSTITUTE MEDICAL ADVICE. IT IS INTENDED FOR INFORMATIONAL PURPOSES ONLY.  
PLEASE CONSULT A PHYSICIAN FOR SPECIFIC TREATMENT RECOMMENDATIONS

BT/AR/10 Rev. 00



# KNEE ARTHROSCOPY

[www.biotekortho.com](http://www.biotekortho.com)



# ACL-PCL Reconstruction Knee Arthroscopy



Biotek offers a complete line of knee arthroscopy products working in conjunction with some of the industry's most innovative surgeons. We focus our research and development efforts on technique-specific devices for Cruciate and Meniscal Reconstruction and repair systems, Graft Harvesting, Tunnel Preparation, Implants as well as Meniscal accessories.

## IMPLANTS



### BUTTONFIX® Adjustable Loop Device

- One of the strongest adjustable suspensory fixation devices for cruciate reconstruction.
- Adjustable sutures enable calibrating the loop to its optimum size.
- Flipping and pulling suture enables the surgeon to feel the flip perfectly.
- Two handed operation ensures proper reduction and counter tensioning.
- Graft support frame provides larger surface contact with graft and also protect it from damage.

BAK-7195 BUTTONFIX® Fixation Button with Adjustable Loop

#### Related Instruments:

- BAK-7052 Endoscopic Reamer, Dia. 4.5mm, Cannulated  
BAK-7118 Endoscopic Reamer, Dia. 4.7mm for ONButton CL®, Cannulated

### ONButton CL® Closed Loop Device

- **New CL construct**  
Continuous loop of suture braid eliminates the need for knot tying and allows for a larger portion of graft to reside in the tunnel.
- **Efficient**  
Preloaded with braided sutures (# 5 Biofiber®, white as leading suture and # 5 polyester, green as flipping suture) for added procedure efficiency.
- **Greater strength**  
Tested for UTS-Ultimate Tensile Strength. Meets or exceeds 1500N.  
Highest failure load compared to competitive technologies
- **Clinically Proven**  
Supported by over 40000 cases of clinical success all over India and abroad.



BAK-7001C.12	ONButton CL® Fixation Button, loop size 12mm Pulling Fiber: White-Blue, Flipping Fiber: Green
BAK-7001C.15	ONButton CL® Fixation Button, loop size 15mm Pulling Fiber: White-Blue, Flipping Fiber: Green
BAK-7001C.20	ONButton CL® Fixation Button, loop size 20mm Pulling Fiber: White-Blue, Flipping Fiber: Green
BAK-7001C.25	ONButton CL® Fixation Button, loop size 25mm Pulling Fiber: White-Blue, Flipping Fiber: Green
BAK-7001C.30	ONButton CL® Fixation Button, loop size 30mm Pulling Fiber: White-Blue, Flipping Fiber: Green
BAK-7001C.35	ONButton CL® Fixation Button, loop size 35mm Pulling Fiber: White-Blue, Flipping Fiber: Green
BAK-7001C.40	ONButton CL® Fixation Button, loop size 40mm Pulling Fiber: White-Blue, Flipping Fiber: Green



#### Related Instruments:

- BAK-7052 Endoscopic Reamer, Dia. 4.5mm, Cannulated  
BAK-7118 Endoscopic Reamer, Dia. 4.7mm for ONButton CL®, Cannulated



### SOFTFIX-PK® Interference screw, PEEK

- SOFTFIX-PK® Interference screw provides strong mechanical fixation for both bone patellar tendon-bone (BTB) and soft tissue grafts in ACL and PCL reconstruction.
- SOFTFIX-PK® Interference screws feature a thread pattern that allows for a simple surgical technique, with minimal tunnel preparation.
- Non-absorbable SOFTFIX-PK® Interference screw incorporates PEEK-VESTAKEEP® polymer from Evonik®, Germany
- PEEK-VESTAKEEP® material exhibits an ideal combination of strength, stiffness and toughness which surpasses absorbable materials.
- PEEK (Poly-Ether-Ether-Ketone) is a thermoplastic material with excellent biocompatibility and biostability characteristics as per ASTM F2026.
- SOFTFIX-PK® Interference screws offer the revision ability of an absorbable screw.
- PEEK has inherent radiolucent characteristics that have widely gained confidence and acceptance in the medical community.



#### Related Instruments:

- BAK-7191 Guide Wire for SOFTFIX-PK® Interference Screws, Dia. 1.2mm; Len. 300mm (SS)  
BAK-7180 Guide Wire for SOFTFIX-PK® Interference Screws, Dia. 1.2mm; Len. 300mm (Nitinol)  
BAK-7223 Screw Driver for SOFTFIX-PK®, Dia: 5.0mm Interference Screw, Cannulated  
BAK-7161 Screwdriver for SOFTFIX-PK® PEEK Interference Screw, Cannulated

BAK-7164.15	SOFTFIX-PK® Interference screw, cannulated, roundhead, Dia. 5 .0mm, Len. 15mm
BAK-7164.20	SOFTFIX-PK® Interference screw, cannulated, roundhead, Dia. 5 .0mm, Len. 20mm
BAK-7165.23	SOFTFIX-PK® Interference screw, cannulated, roundhead, Dia. 6 .0mm, Len. 23mm
BAK-7166.23	SOFTFIX-PK® Interference screw, cannulated, roundhead, Dia. 7 .0mm, Len. 23mm
BAK-7166.28	SOFTFIX-PK® Interference screw, cannulated, roundhead, Dia. 7 .0mm, Len. 28mm
BAK-7167.23	SOFTFIX-PK® Interference screw, cannulated, roundhead, Dia. 8 .0mm, Len. 23mm
BAK-7167.28	SOFTFIX-PK® Interference screw, cannulated, roundhead, Dia. 8 .0mm, Len. 28mm
BAK-7168.23	SOFTFIX-PK® Interference screw, cannulated, roundhead, Dia. 9 .0mm, Len. 23mm
BAK-7168.28	SOFTFIX-PK® Interference screw, cannulated, roundhead, Dia. 9 .0mm, Len. 28mm
BAK-7168.35	SOFTFIX-PK® Interference screw, cannulated, roundhead, Dia. 9 .0mm, Len. 35mm
BAK-7169.28	SOFTFIX-PK® Interference screw, cannulated, roundhead, Dia. 10 .0mm, Len. 28mm
BAK-7169.35	SOFTFIX-PK® Interference screw, cannulated, roundhead, Dia. 10 .0mm, Len. 35mm
BAK-7170.35	SOFTFIX-PK® Interference screw, cannulated, roundhead, Dia. 11 .0mm, Len. 35mm

### SOFTFIX® Interference screw, Titanium

- Specifically designed for endoscopic femoral fixation where graft protection is needed.
- Polished, fully radiused threads provide maximum graft protection.
- Wide-bone cannulation for easy guide wire removal.
- The Taper-Tip style offers sharper initiating threads and a more pronounced taper for faster, easier insertion.
- Designed to reduce the possibility of bone plug migration during placement.
- Round head reduces possibility of graft damage during or after implantation.
- Universal screw for either tibial or femoral applications. Standard 4.5mm hex for easy insertion and removal.
- Cannulated for use with a guide wire.
- Material - Titanium alloy.



#### Related Instruments:

- BAK-7120 Guide Wire for SOFTFIX® Interference Screws Dia. 2.0mm; Len. 300mm (SS)  
BAK-7183 Guide Wire for SOFTFIX® Interference Screws Dia. 2.0mm; Len. 300mm (Nitinol)  
BAK-7063 Screwdriver for SOFTFIX® Titanium Interference Screws Cannulated

BAK-7128.20S	SOFTFIX® Interference screw, cannulated, roundhead, Dia. 7.0mm, Len. 20mm
BAK-7128.25S	SOFTFIX® Interference screw, cannulated, roundhead, Dia. 7.0mm, Len. 25mm
BAK-7128.30S	SOFTFIX® Interference screw, cannulated, roundhead, Dia. 7.0mm, Len. 30mm
BAK-7101.20S	SOFTFIX® Interference screw, cannulated, roundhead, Dia. 8.0mm, Len. 20mm
BAK-7101.25S	SOFTFIX® Interference screw, cannulated, roundhead, Dia. 8.0mm, Len. 25mm
BAK-7101.30S	SOFTFIX® Interference screw, cannulated, roundhead, Dia. 8.0mm, Len. 30mm
BAK-7102.25S	SOFTFIX® Interference screw, cannulated, roundhead, Dia. 9.0mm, Len. 25mm
BAK-7102.30S	SOFTFIX® Interference screw, cannulated, roundhead, Dia. 9.0mm, Len. 30mm
BAK-7114.25S	SOFTFIX® Interference screw, cannulated, roundhead, Dia. 10.0mm, Len. 25mm
BAK-7114.30S	SOFTFIX® Interference screw, cannulated, roundhead, Dia. 10.0mm, Len. 30mm

# ACL-PCL Reconstruction Knee Arthroscopy



## Biotwin™ Interference screw, Bio composite

- Biotwin™ was designed to fulfill two core aims: provide appropriate mechanical properties necessary for ligament reconstruction whilst ensuring a regulated resorption and osteo integration to form architectural bone through hydrolysis.
- 75% PLDLLA & 25% BCP: the ideal ratio between the necessary mechanical resistance for the indication and the faculty to generate bone growth.
- The thread is specific to each screw diameter so as to systematically provide the maximum amount of contact between implant and bone
- Smooth thread to minimize damage on ligament
- Graduated tapered design to optimize torque



### Related Instruments:

BAK-7191	Guide Wire for SOFTFIX-PK® Interference Screws Dia. 1.2mm; Len. 300mm (SS)
BAK-7180	Guide Wire for SOFTFIX-PK® Interference Screws Dia. 1.2mm; Len. 300mm (Nitinol)
BAK-7197	Screwdriver for Bio-Composite Interference Screws, Cannulated

BT11CPVI0720	BIOTWIN™ Composite Interference Screw 7x20mm
BT08CPVI0725	BIOTWIN™ Composite Interference screw 7x25mm
BT08CPVI0730	BIOTWIN™ Composite Interference screw 7x30mm
BT11CPVI0820	BIOTWIN™ Composite Interference screw 8x20mm
BT08CPVI0825	BIOTWIN™ Composite Interference screw 8x25mm
BT08CPVI0830	BIOTWIN™ Composite Interference screw 8x30mm
BT11CPVI0920	BIOTWIN™ Composite Interference screw 9x20mm
BT08CPVI0925	BIOTWIN™ Composite Interference screw 9x25mm
BT08CPVI0930	BIOTWIN™ Composite Interference screw 9x30mm
BT12CPVI1025	BIOTWIN™ Composite Interference screw 10x25mm
BT08CPVI1030	BIOTWIN™ Composite Interference screw 10x30mm
BT15CPVI1135	BIOTWIN™ Composite Interference screw 11x35mm
BT15CPVI1235	BIOTWIN™ Composite Interference screw 12x35mm

\*BIOTWIN™ is available for sale in INDIA only.

## STAYFIX® - Spiked ligament staples

- The staple fixation system provides a simple means of attaching tissue to bone.
- Low-profile, wide staple base provides better load distribution.
- Spike-post leg design encourages uninterrupted vascular flow to the underlying tissue.
- Sharp leg points for easier penetration into cortical bone.
- Two pronged implant for superior pull out strength.
- Fixation staples are available in two sizes.
- Material - Titanium alloy.



BAK-7013S	STAYFIX® Spiked Ligament staple, Size Small
BAK-7015S	STAYFIX® Spiked Ligament staple, Size Large

### Related Instruments:

BAK-7064	Impactor for STAYFIX® Spiked Ligament Staple
----------	--



## TIBIAL POST® Fixation screw

- Used to securely trap attached sutures and bulky suture knots atraumatically under the low profile head to eliminate soft tissue irritation.
- Available in diameter 6.5mm and lengths 30, 35 and 40mm.
- Material - Titanium alloy.



BAK-7011.30S	TIBIAL POST® fixation screw, Dia. 6.5mm, Len. 30mm
BAK-7011.35S	TIBIAL POST® fixation screw, Dia. 6.5mm, Len. 35mm
BAK-7011.40S	TIBIAL POST® fixation screw, Dia. 6.5mm, Len. 40mm



## SUTUREFIX® Tibial base plates

- Used for tibial fixation of the ACL and PCL graft.
- Indirect extra-articular fixation of tibial and tibial-end of the graft.
- Material - Titanium alloy.

BAK-7080S SUTUREFIX® Tibial base plate, round hole

## LOW-PROFILE cancellous bone screws & Spiked washers

- The low-profile screw and washer combination provides 31% to 50% lower profile than competitive versions.
- Low profile cancellous screw and spiked washer set provide continuous strength for soft tissue fixation to bone.
- Low profile head to reduce soft tissue irritation.
- Can be used as a post screw for suture or soft tissue fixation.
- Ideal for ACL, PCL, collateral ligament or posteriolateral reconstruction.
- Unique washer design with spikes on the inferior surface provides excellent fixation of soft tissue to bone.
- Low profile cancellous screws available in diameter 4.0mm and 6.5mm. Spiked washers also available in small and large size accordingly.
- Material - Titanium alloy.



BAK-7129.30S	LOW PROFILE cancellous bone screw, cannulated, Dia. 4.0mm, Len. 30mm
BAK-7129.35S	LOW PROFILE cancellous bone screw, cannulated, Dia. 4.0mm, Len. 35mm
BAK-7129.40S	LOW PROFILE cancellous bone screw, cannulated, Dia. 4.0mm, Len. 40mm
BAK-7006.35S	LOW PROFILE cancellous bone screw, cannulated, Dia. 6.5mm, Len. 35mm
BAK-7006.40S	LOW PROFILE cancellous bone screw, cannulated, Dia. 6.5mm, Len. 40mm

BAK-7130S	SPIKED WASHER for 4.0mm cancellous screw
BAK-7010S	SPIKED WASHER for 6.5mm cancellous screw



## ONButton™ Fixation Button

The titanium button is the original endoscopic femoral soft tissue fixation device. It can be used for single incision, soft tissue, or bone-tendon-bone fixation.

BAK-7001 ONButton™ Fixation Button


## SMARTFIX Tibial Base Plate

It is the upgraded version of tibial base plate.

It may be used for tibial fixation of the graft in Cruciate reconstruction technique.

The two cutting edges of button helps in holding and twisting to further tense the graft. The serration provided on the bottomside helps to lock the button on the tibial cortex.

It is available in two sizes- Medium and Large. Medium size can be used with the tunnel dia. of 7 and 8mm. Large size can be used with the tunnel dia. of 9, 10 and 11mm.



BAK-7221S	SMARTFIX, Tibial Base Plate, Size Medium
BAK-7222S	SMARTFIX, Tibial Base Plate, Size Large

## PIVOT-FIX™ Fixation Button

PIVOTFIX- The slotted button can be loaded over the Buttonfix® implant and locked into place. The large footprint maximizes button-to-bone contact against the cortex. The buttonless Buttonfix® implant facilitates passing through narrow bone tunnels. Two open holes ensure the easy slide of button while tightening. Four holes, knotless locking system provides strong, stiff graft fixation.



BAK-7002PF PIVOT-FIX™ Fixation Button



# ACL-PCL Reconstruction Knee Arthroscopy

## I N S T R U M E N T S



### ONLoc® Drill guide system

A highly precise drill guide available for cruciate reconstruction-The ONLoc® Drill Guide conforms to each patient's anatomy, offering surgeons flexibility, accuracy and control. The ONLoc® Drill Guide is compact, for easier handling and added control. It was designed not only to fit comfortably in the surgeon's hand, but to accommodate the full spectrum of knee anatomy.

The key features of the ONLoc® Drill guide are:

- A dovetail arm design.
- An ergonomic guide handle precisely fitted for the surgeon's hand.
- Simple locking mechanism for one-handed operation of the guide.
- Light-weight and compact for added control.
- A bullet for engaging the cortex more consistently and securely.
- A rectangular guide arm cross section that is more rigid than round cross section designs.

### OnLoc® Drill Guide System Set Components

**ONLoc® Drill Guide:** Our most rigid, accurate guide. designed for easy, single-handed placement.

**ONLoc® ACL Elbow Aimer:** For drilling to the laser mark at the aimer's elbow; useful when the ACL stump is not removed from the tibia.

**ONLoc® ACL Tip Aimer:** For drilling to the tip of the aimer; useful when the ACL stump is completely removed from the tibia.

**ONLoc® PCL Tibial Aimer:** Rigid design along with calibrated tip results in consistent, accurate guide wire placement; broad face of tip easily passes through notch and provides a means of protecting posterior capsule during guide wire drilling.

**ONLoc® PCL Femoral Aimer:** For outside in drilling with medical incision. Rigid design along with calibrated tip results in consistent, accurate guide wire placement; hoop tip provides a visual reference for the diameter of the fully reamed tunnel encroachment on the articular surface.

**ONLoc® Angled Bullet:** tip angle matches the engagement angle of the OnLoc Drill Guide on the tibia for secure placement.



BAK-7035	ONLoc® Drill Guide	BAK-7035-1	ONLoc® System SET 1 ACL/PCL Reconstruction Drill Guide System Comprises of BAK-7035, BAK-7035(a), BAK-7035(b), BAK-7035( c ) & BAK-7035(d)
BAK-7035(a)	ONLoc® Angled Bullet, 2.4mm ID	BAK-7035-2	ONLoc® System SET 2 ACL/PCL Reconstruction Drill Guide System Comprises of BAK-7035, BAK-7035(a), BAK-7035(e), BAK-7035(c) & BAK-7035(d)
BAK-7035(b)	ONLoc® ACL Elbow Aimer	BAK-7035-3	ONLoc® System SET 3 ACL Reconstruction Drill Guide System Comprises of BAK-7035, BAK-7035(a) & BAK-7035(e)
BAK-7035(c)	ONLoc® PCL Tibial Aimer	BAK-7035-4	ONLoc® System SET 4 ACL Reconstruction Drill Guide System Comprises of BAK-7035, BAK-7035(a) & BAK-7035(b)
BAK-7035(d)	ONLoc® PCL Femoral Aimer		
BAK-7035(e)	ONLoc® ACL Tip Aimer		

\*Available in sets only. Individual components not sold separately.

### Drill Bit Passing pins / Graft passing guide pins

The pins are used as guide wires for making the tibial and femoral tunnels in ACL surgeries.



BAK-7036	Drill Bit Passing Pin Dia. 2.4mm; Len. 250mm
BAK-7037	Drill Tip Graft Passing Pin, (Beath Pin) Dia. 2.4mm; Len. 355mm
BAK-7116	Trocar- Tip Graft Passing Pin, (Beath Pin) Dia. 2.4mm; Len. 355mm
BAK-7203	Spade- Tip Graft Passing Pin, (Beath Pin) Dia. 4.7mm; Len. 355mm
BAK-7037S*	Drill Tip Graft Passing Pin, (Beath Pin) Dia. 2.4mm; Len. 355mm Pack of 3
BAK-7116S*	Trocar- Tip Graft Passing Pin, (Beath Pin) Dia. 2.4mm; Len. 355mm Pack of 3
BAK-7203S*	Spade- Tip Graft Passing Pin, (Beath Pin) Dia. 4.7mm; Len. 355mm Pack of 3

\*Supplied sterile only.



### CANNUDRILL Cannulated Tibial Reamers

- Used for drilling bone tunnels in ACL and PCL reconstruction procedures.
- Cannulated for use with a 2.4mm drill tip guide pin.
- Graduated depth marks on three sides for easy identification of bone tunnel depth.
- Available in diameters ranging from 6mm to 12mm.

BAK-7038.60	CANNUDRILL® Tibial Reamer, Dia. 6.0mm, Cannulated	BAK-7038.95*	CANNUDRILL® Tibial Reamer, Dia. 9.5mm, Cannulated
BAK-7038.65*	CANNUDRILL® Tibial Reamer, Dia. 6.5mm, Cannulated	BAK-7038.10	CANNUDRILL® Tibial Reamer, Dia. 10.0mm, Cannulated
BAK-7038.70	CANNUDRILL® Tibial Reamer, Dia. 7.0mm, Cannulated	BAK-7038.105*	CANNUDRILL® Tibial Reamer, Dia. 10.5mm, Cannulated
BAK-7038.75*	CANNUDRILL® Tibial Reamer, Dia. 7.5mm, Cannulated	BAK-7038.11	CANNUDRILL® Tibial Reamer, Dia. 11.0mm, Cannulated
BAK-7038.80	CANNUDRILL® Tibial Reamer, Dia. 8.0mm, Cannulated	BAK-7038.115*	CANNUDRILL® Tibial Reamer, Dia. 11.5mm, Cannulated
BAK-7038.85*	CANNUDRILL® Tibial Reamer, Dia. 8.5mm, Cannulated	BAK-7038.12	CANNUDRILL® Tibial Reamer, Dia. 12.0mm, Cannulated
BAK-7038.90	CANNUDRILL® Tibial Reamer, Dia. 9.0mm, Cannulated		

\*Available on request.

### FLOWERTIP Cannulated Femoral Reamers

- Suited for an endoscopic ACL technique whereby the femoral tunnel is reamed from inside-out while minimizing the risk of injury to the PCL.
- Drill bit shaft is etched with depth marks on three sides for easy identification of bone tunnel depth.
- Facilitate open femoral tunnel preparation and in-line tunnel reaming for endosteal fixation procedures.
- Head profile permits easy withdrawal from bone tunnels.
- Available in diameters ranging from 6mm to 12mm.



BAK-7045.60	FLOWERTIP® Femoral Reamer, Dia. 6.0mm, Cannulated	BAK-7045.95*	FLOWERTIP® Femoral Reamer, Dia. 9.5mm, Cannulated
BAK-7045.65*	FLOWERTIP® Femoral Reamer, Dia. 6.5mm, Cannulated	BAK-7045.10	FLOWERTIP® Femoral Reamer, Dia. 10.0mm, Cannulated
BAK-7045.70	FLOWERTIP® Femoral Reamer, Dia. 7.0mm, Cannulated	BAK-7045.105*	FLOWERTIP® Femoral Reamer, Dia. 10.5mm, Cannulated
BAK-7045.75*	FLOWERTIP® Femoral Reamer, Dia. 7.5mm, Cannulated	BAK-7045.11	FLOWERTIP® Femoral Reamer, Dia. 11.0mm, Cannulated
BAK-7045.80	FLOWERTIP® Femoral Reamer, Dia. 8.0mm, Cannulated	BAK-7045.115*	FLOWERTIP® Femoral Reamer, Dia. 11.5mm, Cannulated
BAK-7045.85*	FLOWERTIP® Femoral Reamer, Dia. 8.5mm, Cannulated	BAK-7045.12	FLOWERTIP® Femoral Reamer, Dia. 12.0mm, Cannulated
BAK-7045.90	FLOWERTIP® Femoral Reamer, Dia. 9.0mm, Cannulated		

\*Available on request.

# ACL-PCL Reconstruction

## Knee Arthroscopy




### LOCUS Transportal Femoral Aimer

- Used in ACL reconstruction to create the portal socket in order to place the graft passing pin.
- Available for placing the graft passing pin through transportal or anteromedial portals.
- Available in sizes 5mm, 6mm and 7mm.

BAK-7055.05	LOCUS Transportal Femoral Aimer, 5mm
BAK-7055.06	LOCUS Transportal Femoral Aimer, 6mm
BAK-7055.07	LOCUS Transportal Femoral Aimer, 7mm

### SURESHOT Transtibial Femoral Aimer

- Used in ACL reconstruction to create the portal socket in order to place the graft passing pin.
- Available for placing the graft passing pin through transtibial portals.
- Available in sizes 5mm, 6mm and 7mm.



BAK-7054.05	SURESHOT Transtibial Femoral Aimer, 5mm
BAK-7054.06	SURESHOT Transtibial Femoral Aimer, 6mm
BAK-7054.07	SURESHOT Transtibial Femoral Aimer, 7mm

### Tunnel Plugs

- Helps to control fluid loss while providing a sealed instrumental portal.
- Made of polyacetal.
- Available in sizes - 7-8mm, 8-9mm and 9-10mm.



BAK-7056.78	Bone Tunnel Plug 7-8 mm
BAK-7056.89	Bone Tunnel Plug 8-9 mm
BAK-7056.910	Bone Tunnel Plug 9-10 mm

### Depth Gauge for ACL / PCL reconstruction

Depth Gauge is used to measure the total length of the femoral tunnel in ACL/PCL surgeries.



BAK-7053	Depth Gauge for ACL/PCL reconstruction
----------	--

### Arthroscopic Probes

- Ergonomically designed calibrated probe allows the surgeon to accurately quantify pathology.
- Unique handle gives a firm grip and aid in instrument control.
- All straight probes have etched graduations in 5mm increments.
- Probes are limited-reuse and may be disinfected, steam autoclaved or ethylene oxide sterilized.



BAK-7065	Arthroscopic Probe
----------	--------------------



### Tunnel Dilators and T-handle for tunnel dilators

- Used to expand tibial and femoral tunnels while compressing the cancellous bone without drilling.
- Tapered ends allow for easy insertion and removal of the dilators from the femoral or tibial tunnel.
- Full radiused depth marks in 5mm increments.
- T-Handle-ergonomic styling allows for an easy grip and manoeuvrability; built in locking quick connector; allows for easy intraoperative changing, as well as minimizing the potential for the units to separate during use.
- Available in diameters ranging from 6mm to 10mm.
- Also available in cannulated versions.

BAK-7057.06	Tunnel Dilator, 6mm
BAK-7057.07	Tunnel Dilator, 7mm
BAK-7057.08	Tunnel Dilator, 8mm
BAK-7057.09	Tunnel Dilator, 9mm
BAK-7057.10	Tunnel Dilator, 10mm
BAK-7086.06	Tunnel Dilator, Cannulated, 6mm

BAK-7086.07	Tunnel Dilator, Cannulated, 7mm
BAK-7086.08	Tunnel Dilator, Cannulated, 8mm
BAK-7086.09	Tunnel Dilator, Cannulated, 9mm
BAK-7086.10	Tunnel Dilator, Cannulated, 10mm
BAK-7062	T-Handle for Tunnel Dilators



### Microfracture Awls

- Allow the creation of localised vascular access channels in chondral defects.
- Used for chondral resurfacing.
- Also useful to mark intended drill sites in all ACL / PCL procedures.
- Available in various angles.

BAK-7143	Microfracture Awl, 20°	BAK-7144	Microfracture Awl, 60°
BAK-7066	Microfracture Awl, 30°	BAK-7218*	Graphic Case for Microfracture Awl Set
BAK-7067	Microfracture Awl, 45°		*Available on request.

### Graft Sizing Block

Available in two versions. For sizes 6mm to 12mm [6/7/8/9/10/11/12mm] and sizes 6.5mm to 11.5mm[6.5/7.5/8.5/9.5/10.5/11.5mm].



BAK-7070	Graft Sizing Block for Dia. 6-7-8-9-10-11-12 mm
BAK-7124	Graft Sizing Block for Dia. 6.5-7.5-8.5-9.5-10.5-11.5 mm



### Straight / Convex / Half-round Rasps

- Bone shaping devices especially suited for notchplasties.
- Available in various shapes and sizes. (straight / convex / half-round)

BAK-7075	Straight Rasp
BAK-7076	Convex Rasp
BAK-7077	Half-Round Rasp



# ACL-PCL Reconstruction

## Knee Arthroscopy



### Tunnel Notcher


The tunnel notcher removes a pathway of cancellous bone adjacent to the femoral tunnel. This vacant pathway will enhance guide wire placement and facilitate easier screw insertion.

BAK-7126 Tunnel Notcher

### Graft Prep Station

This fully modular system plays a key role during ACL and PCL reconstructive surgeries to prepare soft tissue and bone-tendon-bone autografts or allografts like patellar tendon, quadriceps tendon, semi-tendinosus and gracilis tendons. The system allows the surgeon to interchange the various components to clean, whip, stitch, measure, pre-tension or add a fixation device. The sizing block, sold separately, can accommodate grafts from 6 to 12mm increments.

The Tension Clamp helps in pre-tensioning of the graft for those surgeons who feel it is necessary for satisfactory post-op results. The Graft Clamps are designed to act as an extra set of hands and incorporate atraumatic teeth to prevent damage to the graft.



BAK-7069 Graft Prep Station includes Graft Board, Sliding Base, Button Holder with scale, Graft Grasper Clamp-Left & Right and Suture Holder with Tensioner

### Tendon Strippers, Closed / Open

- For safe retrieval of semitendinosus and gracilis tendons for ACL and PCL reconstruction procedures.
- Allows for full thickness tendons to be harvested without damage to surrounding soft tissue.
- Closed design allows full, 360° enclosure for the tendon.
- Allows the hamstring tendons to be harvested proximally without detaching them from the tibia.
- The diameter of the stripper is large enough to accommodate the broadest semitendinosus tendon and the tip is sufficiently dull to prevent premature amputation of the graft.
- Available in closed and open versions.
- Available in sizes 6mm, 7mm and 8mm.



BAK-7071.06	Tendon Stripper, Closed End, Dia: 6mm	BAK-7073.06	Tendon Stripper, Open End, Dia: 6mm
BAK-7071.07	Tendon Stripper, Closed End, Dia: 7mm	BAK-7073.07	Tendon Stripper, Open End, Dia: 7mm
BAK-7071.08	Tendon Stripper, Closed End, Dia: 8mm	BAK-7073.08	Tendon Stripper, Open End, Dia: 8mm

### Notchplasty curette

Designed specifically to facilitate the removal of soft tissue and bone from the notch during notchplasty.

BAK-7095 Notchplasty Curette



### PCL Elevator

- Sharp elevator tip elevates the PCL and periosteum from the bone when used in the fore/aft plane.
- Blunt elevator sides open the posterior compartment when used in a rotational motion.
- Wire capture hole secures the wire while reaming the tibial tunnel, protecting the neurovascular structures from the drill tip as it exists the posterior cortex.



BAK-7083 PCL Elevator



### PCL Rasp

Used in PCL reconstruction procedure

BAK-7160 PCL Rasp

### PCL Curette

Designed specifically to facilitate the removal of soft tissue and bone during PCL Reconstruction

BAK-7184 PCL Curette




### Graphic Case for Knee Arthroscopy Instruments



10037 Graphic Case for ACL Reconstruction (Small)  
BAK-7159 Graphic Case for ACL Reconstruction (Large)  
BAK-7079 Graphic Case for ACL-PCL Reconstruction (Small)  
BAK-7145 Graphic Case for ACL-PCL Reconstruction (Large)

\*The graphic shown here is of BAK-7145



We also Manufacture customized instruments as per requirements.